




What can you discover about lighting in the museum?



Can you find the street lamp by the entrance?

- Why do you think it is so tall?
- How did it work?




Find the Prefab House

- What type of lighting was used in this home?
- Do you use this type of lighting in your house?
- Do your light switches look the same?




Walk down to the Toll House

- How did they light this home?
- Did the fire help give some light?
- Do you notice the tray around the candle—why is it there?





Carefully walk down to the Iron Age House

- How did they light this house?
- Why do you think the walls are white?
- Do you notice the candle holders in the wall?



I wonder...



Did the candles in the Iron Age House look the same as the candles in the Toll House?

Did they use more candles in the winter than in the summer?

Why?

